

AR-727 (H-V5)



LCD Access Controller



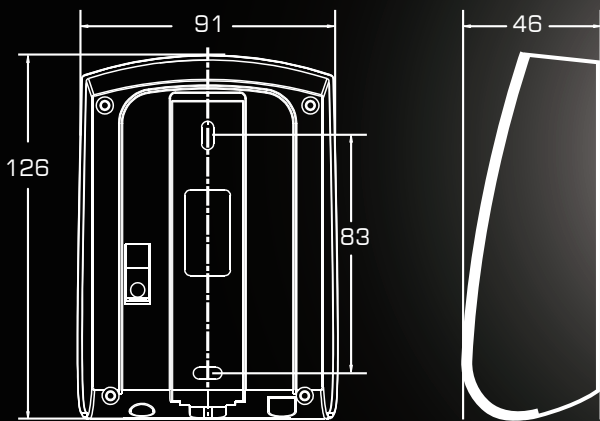
Ingress Protection : IP54

Menu setting with LCD panel (128 X 64)

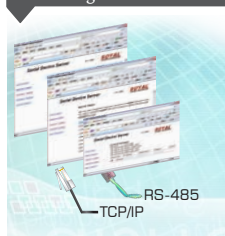
Capacity to connect with fire call points to release all doors under emergency
Auto-lock of the keypad for 30 Sec. after continuous failed operation by 3 times
Patented Relay design can avoid the door opened by any vibration or mis-trigger
Support Network Redundancy by dual communication interface, TCP/IP and RS-485



Dimensions (mm)



Networking/Time attendance



Lift Control



Application

Parking Management



Access Control



Specification

Frequency	125KHz	13.56MHz	Dual Band
Standard	EM Standard Optional HID Prox Indala Prox	ISO14443A Optional ISO7816 DESFire FeliCa™ NFC	EM Standard ISO14443A Optional HID Prox Indala Prox ISO7816 DESFire FeliCa™ NFC
Reading Range (Depends on Tags)	5-15cm	2-5cm	125kHz : 5-15cm 13.56MHz : 2-5cm
Power Supply	10-24VDC		
Power consumption	<5W		
Communication Interface	RS-485 + Ethernet		
Baud Rate	9600 bps(N,8,1)+ 10/100M Base T		
Temperature	-10°C to +60 °C		
Digital Input	Egress(R.T.E.) x 2 / Door contact x 2		
Relay Output	Alarm Relay / Lock Relay		
Lock Relay Time	ON/OFF, 0.1-600 Sec.		
Alarm Time	Toggle, 1-600 Sec.		
Tamper Switch	Limit Switch (Form C)		
User Capacity	16,000		
Event log	32,000		
External Reader	1 Wiegand Port		
Anti-pass-back	Yes		
Lift Control	64 Floors, 16,000 Users		
Serial port	Yes		
LCD Panel	128*64(4 Lines messages, 16 Characters each line)		
Transistor Output	Arming LED / Alarm / Duress / WG Lock Relay / Security trigger signal		
Ingress Protection	IP54		
Indicator	6 LED & 1 Beeper		
Keypad Material	Rubber		
Housing Material	ABS		
Time Zone	63		
Operation Mode	Standalone/ Networking		
Color	Gray		
Dimensions (mm)	126(L)X91(W)X46(H)		
Weight (g)	220±10		

Structure

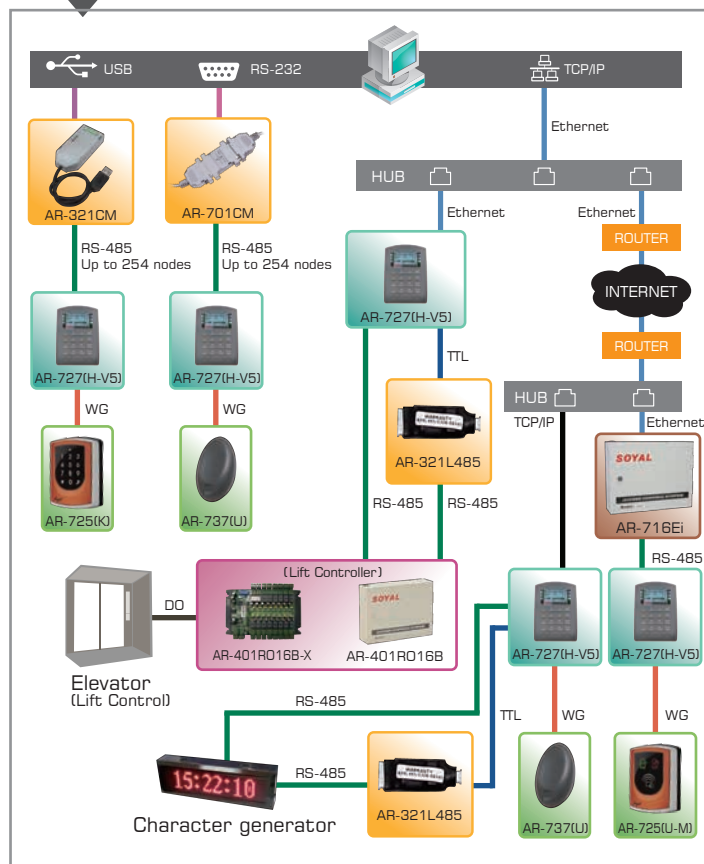


Diagram of double door control

